



PO Box 1315
Manchester CT 06045
www.beadseast.com
info@beadseast.com

© 2001 Ann Benson. All rights reserved.

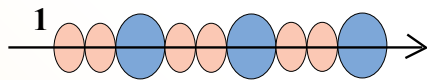
Russian Spiral Weave

MATERIALS

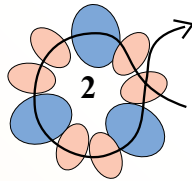
Larger beads such as 4mm bicones
Smaller beads such as 8o seed beads
Nymo D thread
Beading Needle



STEP 1 Thread on beads in the pattern shown here:

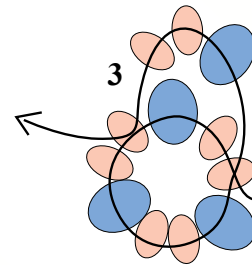
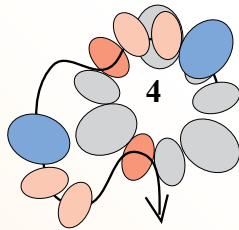


STEP 2 Run the needle through all of the beads to form a ring. Go through the first bead (small bead) again. Take out the slack.



STEP 3 Add one large bead and two small beads. Run the needle through the first small bead **AFTER** the next large bead. Take out the slack in the thread.

STEP 4 Add one large bead and two small beads. Run the needle through the first small bead **AFTER** the next large bead. Take out the slack.



STEP 5 Add one large bead and two small beads. Run the needle through the **small bead AFTER** the next large bead, the next **large bead**, and a **small bead**. These three beads are your "step up" to the next round. Take out the slack in the thread. Repeat steps 3, 4, and 5 until your spiral strand is the desired length.

